150 lb. ASA Forged Flanges

The Right Connection®

Sizes
- 1" - 12"

Materials
- Carbon steel
- 316 stainless steel

Features
- Flush face: Lap Joint
- Raised face: Slip-On, NPT Threaded, and Weld Neck
- Lap joint is commonly called a "Van Stone" or a "floating flange"

Carbon Steel

Size	Number of Bolts	Lap Joint Part #	Slip-On Part #	NPT Threaded Part #	Weld Neck Part #
1"	4	LJ100	SO100	T100	WN100
1-1/4"	4	LJ125	SO125	T125	WN125
1-1/2"	4	LJ150	SO150	T150	WN150
2"	4	LJ200	SO200	T200	WN200
2-1/2"	4	LJ250	SO250	T250	---
3"	4	LJ300	SO300	T300	WN300
4"	8	LJ400	SO400	T400	WN400
5"	8	LJ500	SO500	T500	WN500
6"	8	LJ600	SO600	T600	WN600
8"	8	LJ800	SO800	T800	WN800
10"	12	LJ1000	SO1000	T1000	WN1000
12"	12	LJ1200	SO1200	T1200	---

316 Stainless Steel

Size	Number of Bolts	Lap Joint Part #	Slip-On Part #	NPT Threaded Part #	Weld Neck Part #
1"	4	LJR100	SOR100	TR100	WNR10015
1-1/4"	4	---	---	---	WNR12515
1-1/2"	4	LJR150	SOR150	TR150	WNR15015
2"	4	LJR200	SOR200	TR200	WNR20015
3"	4	LJR300	SOR300	TR300	WNR30015
4"	8	LJR400	SOR400	TR400	WNR40015
5"	8	---	---	---	WNR50015
6"	8	LJR600	SOR600	TR600	WNR60015
8"	8	---	---	---	WNR80015
10"	12	---	---	---	WNR100015

Flange Gaskets

Features
- Standard drop-ring type all 1/16" thick
- For flange dimensional information and diagrams please reference dixonvalve.com

Size	Neoprene Part #	Klingersil® C-4401 Part #
1"	NG10	AG10
1-1/4"	NG15	AG15
1-1/2"	NG20	AG20
2"	NG25	AG25
2-1/2"	NG30	AG30
3"	NG35	AG35
4"	NG40	AG40
5"	NG50	---
6"	NG60	AG60
8"	NG80	AG80

neoprene

Klingersil® C-4401



Lap Joint Flange



Slip-On Flange



NPT Threaded Flange



Weld Neck Flange

Dixon

1 Dixon Square
Chestertown, MD 21620
ph: 877.963.4966
fx: 800.283.4966
dixonvalve.com

The Right Connection®

Flange Bolt Tightening Sequence

(Use appropriate gaskets and bolts)

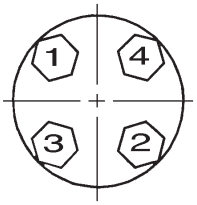

4 bolt

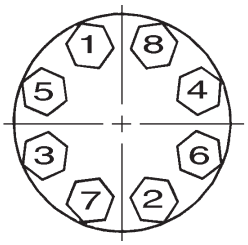

8 bolt

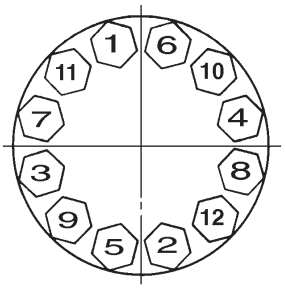

12 bolt

Flange Diagrams

Floating Applications
(flange free to swivel)

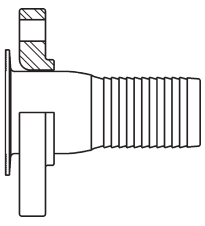

Lap Joint Flange

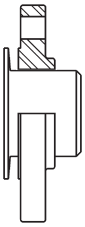

Slip-On Flange
with raised face

Threaded Applications

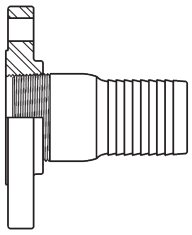

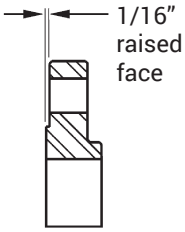

Threaded Flange
with raised face

Welded Applications

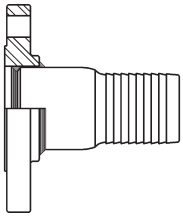

Slip-On Flange
with raised face

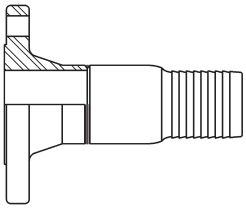

Weld Neck Flange
with raised face

Dimensions

Nominal Pipe Size	Flange O.D.	Thickness[1]	O.D. of Raised Face	Diameter of Bolt Circle	Number of Bolts	Diameter of Bolt Holes	Diameter of Bolts
1"	4-1/4"	9/16"	2"	3-1/8"	4	5/8"	1/2"
1-1/4"	4-5/8"	5/8"	2-1/2"	3-1/2"	4	5/8"	1/2"
1-1/2"	5"	11/16"	2-7/8"	3-7/8"	4	5/8"	1/2"
2"	6"	3/4"	3-5/8"	4-3/4"	4	3/4"	5/8"
2-1/2"	7"	7/8"	4-1/8"	5-1/2"	4	3/4"	5/8"
3"	7-1/2"	15/16"	5"	6"	4	3/4"	5/8"
4"	9"	15/16"	6-3/16"	7-1/2"	8	3/4"	5/8"
5"	10"	15/16"	7-5/16"	8-1/2"	8	7/8"	3/4"
6"	11"	1"	8-1/2"	9-1/2"	8	7/8"	3/4"
8"	13-1/2"	1-1/8"	10-5/8"	11-3/4"	8	7/8"	3/4"
10"	16"	1-3/16"	12 -3/4"	14-1/4"	12	1"	7/8"
12"	19"	1-1/4"	15"	17"	12	1"	7/8"

[1] 1/16" raised face is included in the thickness

© 2023 DVCC • FLANGE_1123