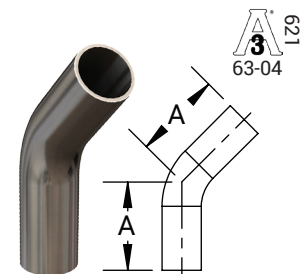


High Purity BioPharm Fittings

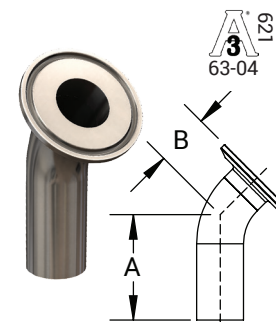
45° Weld Elbows - T2KS

Tube O.D.	A (in)	Nominal Wall (in)	PL Finish - SF1	PM Finish - SF4
1/2"	2.250	0.065	T2KS-050PL	T2KS-050PM
3/4"	2.250	0.065	T2KS-075PL	T2KS-075PM
1"	2.250	0.065	T2KS-100PL	T2KS-100PM
1-1/2"	2.500	0.065	T2KS-150PL	T2KS-150PM
2"	3.000	0.065	T2KS-200PL	T2KS-200PM
2-1/2"	3.375	0.065	T2KS-250PL	T2KS-250PM
3"	3.625	0.065	T2KS-300PL	T2KS-300PM
4"	4.500	0.083	T2KS-400PL	T2KS-400PM
6"	6.250	0.109	T2KS-600PL	T2KS-600PM

BPE Table DT-4.1.1-4
ASME BPE 2019


45° Clamp x Weld Elbows - T2KM

Tube O.D.	A (in)	B (in)	Nominal Wall (in)	PL Finish - SF1	PM Finish - SF4
1/2"	2.250	1.000	0.065	T2KM-050PL	T2KM-050PM
3/4"	2.250	1.000	0.065	T2KM-075PL	T2KM-075PM
1"	2.250	1.125	0.065	T2KM-100PL	T2KM-100PM
1-1/2"	2.500	1.438	0.065	T2KM-150PL	T2KM-150PM
2"	3.000	1.750	0.065	T2KM-200PL	T2KM-200PM
2-1/2"	3.375	2.063	0.065	T2KM-250PL	T2KM-250PM
3"	3.625	2.375	0.065	T2KM-300PL	T2KM-300PM
4"	4.500	3.125	0.083	T2KM-400PL	T2KM-400PM
6"	6.250	5.250	0.109	T2KM-600PL	T2KM-600PM

BPE Table DT-4.1.1-5
ASME BPE 2019

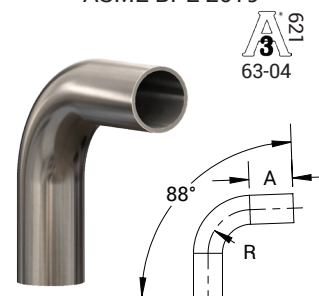
45° Clamp x Clamp Elbows - T2KMP

Tube O.D.	A (in)	PL Finish - SF1	PM Finish - SF4
1/2"	1.000	T2KMP-050PL	T2KMP-050PM
3/4"	1.000	T2KMP-075PL	T2KMP-075PM
1"	1.125	T2KMP-100PL	T2KMP-100PM
1-1/2"	1.438	T2KMP-150PL	T2KMP-150PM
2"	1.750	T2KMP-200PL	T2KMP-200PM
2-1/2"	2.063	T2KMP-250PL	T2KMP-250PM
3"	2.375	T2KMP-300PL	T2KMP-300PM
4"	3.125	T2KMP-400PL	T2KMP-400PM
6"	5.250	T2KMP-600PL	T2KMP-600PM

BPE Table DT-4.1.1-6
ASME BPE 2019

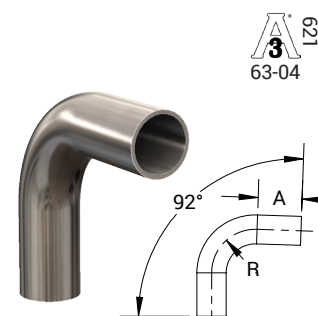
88° Weld Elbows - T2S88

Tube O.D.	A (in)	R (in)	Nominal Wall (in)	PL Finish - SF1	PM Finish - SF4
1/2"	1.94	1.06	0.065	T2S88-050PL	T2S88-050PM
3/4"	1.98	1.02	0.065	T2S88-075PL	T2S88-075PM
1"	1.50	1.50	0.065	T2S88-100PL	T2S88-100PM
1-1/2"	1.50	2.25	0.065	T2S88-150PL	T2S88-150PM
2"	1.75	3.00	0.065	T2S88-200PL	T2S88-200PM
2-1/2"	1.75	3.75	0.065	T2S88-250PL	T2S88-250PM
3"	1.75	4.50	0.065	T2S88-300PL	T2S88-300PM
4"	2.00	6.00	0.083	T2S88-400PL	T2S88-400PM
6"	2.50	9.00	0.109	T2S88-600PL	T2S88-600PM



92° Weld Elbows - T2S92

Tube O.D.	A (in)	R (in)	Nominal Wall (in)	PL Finish - SF1	PM Finish - SF4
1/2"	1.94	1.06	0.065	T2S92-050PL	T2S92-050PM
3/4"	1.98	1.02	0.065	T2S92-075PL	T2S92-075PM
1"	1.50	1.50	0.065	T2S92-100PL	T2S92-100PM
1-1/2"	1.50	2.25	0.065	T2S92-150PL	T2S92-150PM
2"	1.75	3.00	0.065	T2S92-200PL	T2S92-200PM
2-1/2"	1.75	3.75	0.065	T2S92-250PL	T2S92-250PM
3"	1.75	4.50	0.065	T2S92-300PL	T2S92-300PM
4"	2.00	6.00	0.083	T2S92-400PL	T2S92-400PM
6"	2.50	9.00	0.109	T2S92-600PL	T2S92-600PM



NOTE: BPE 2019 Specifications

PL Finish – SF1

O.D. = 32Ra Mechanically Polished

I.D. = 20Ra Mechanically Polished

PM Finish – SF4

O.D. = 32Ra Mechanically Polished

I.D. = 15Ra Mechanically Polished and Electropolished